

# MICVIEW™

## TELECONFERENCE MICROPHONE SWITCHER/MIXER

Vaddio's MicVIEW is an automated 12-input microphone switcher/mixer that is designed to integrate with Vaddio's ControlVIEW™ family of Camera Control Systems. The primary applications for the MicVIEW is distance



learning and other videoconferencing applications. Because of its unique microphone switching capabilities, it will limit how many microphones can be open at one time. This feature is important when you are using the internal echo cancellation capabilities of your codec. MicVIEW can control up to 12 camera presets when used with the ControlVIEW Camera Controller and can be daisy-chained together to expand the audio input capabilities for larger audio applications.

### TECHNICAL FEATURES

#### Push-To-Talk

The first push-to-talk microphone selected will cause an exclusive logic output for that channel. This logic output will remain active until the audio level for that channel drops below the threshold. When the active microphone input goes away, the next active input to rise above the threshold will cause a new exclusive logic output. Multiple logic outputs are prevented in this mode.

#### Voice Activated

The first microphone spoken into will cause an exclusive logic output. This logic output will remain active until the audio level for that channel drops below the threshold. When the active microphone input goes away, the next active input to rise above the threshold will cause a new exclusive logic output. Multiple logic outputs are prevented in this mode.

#### Instructor Priority

Instructor audio will always be active and added to any active student microphone from normal microphone mix. Logic outputs are derived from the normal push-to-talk or voice activated logic.

### INCLUDED ACCESSORIES

- Rack mount ears
- Power supply

### TECHNICAL SPECIFICATIONS

Analog Audio Input	(2) Selectable Microphone/Lines (10) Microphone Inputs
Phantom Power	+24.0 VDC
Analog Audio Output	1 Output Channel Line Level, Variable, 100 Ω Termination
Signal to Noise (Line Level Throughput)	>80dB
Frequency Response	20-15,000 Hz
Control Interfaces	
Front Panel Push Button	Mic/Line, Master/Slave, Switching Mode
Serial Remote Control	COMM1 (Rear Panel 9-Pin D, Male) RS-232D
Mixer Link	RJ-11-6, Straight Through Cable
Audio Connections	Removable 5.5mm Circular Connectors
Power Requirements	12 VDC, 750mA External Plug-in, Universal AC Input Supply
Rack Mounting	Ears, included
Dimensions	
Depth	6 1/4"/15.9cm
Width	16 3/4"/42.6cm
Height	1 3/4"/4.45cm
Weight	3.54lbs/1.6kg

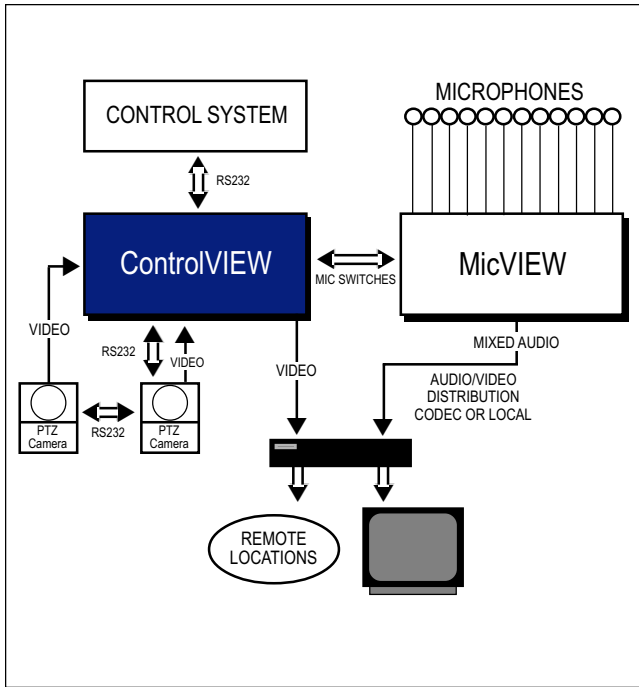


Figure 1 – MicVIEW setup, standard.

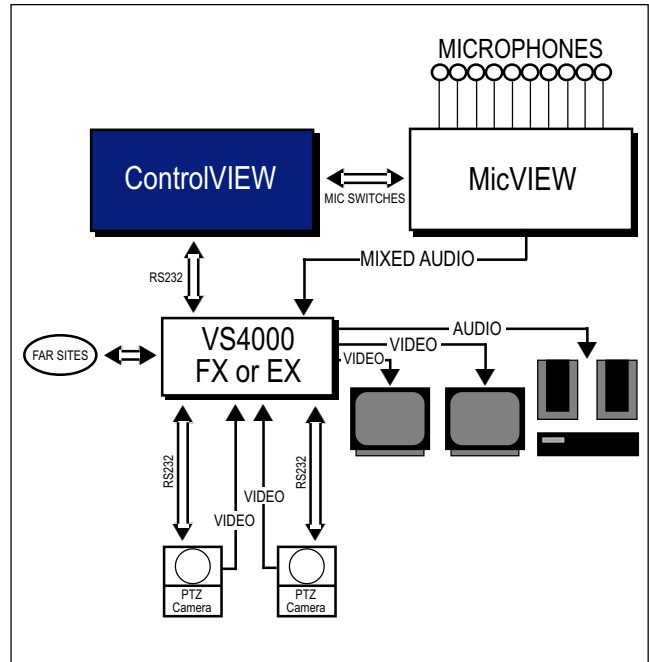


Figure 2 – MicVIEW setup, Polycom®. Near and far end control of two cameras. Ten presets can be mixed between cameras.

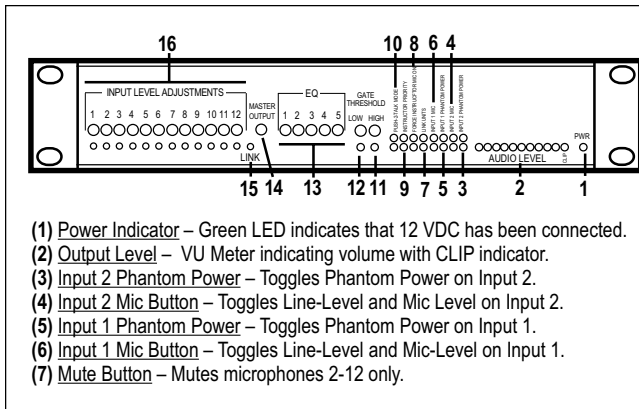


Figure 3 – MicVIEW front panel functions.

- (8) **Force Instruction Mic ON** – Mixes microphone 1 with one of the other microphones 2-12 at all times.
- (9) **Instructor Priority** – Gives the instructor the ability to take control from the other microphones.
- (10) **Push-To-Talk Mode** – Toggles between Push-To-Talk and Voice Activated.
- (11) **High Gate Threshold** – Adjusts the threshold at which the Voice Activated function can trigger from microphone.
- (12) **Low Gate Threshold** – Adjusts the trigger at which the Push-To-Talk function can be triggered.
- (13) **EQ** – Adjusts the gain of certain frequencies of the output.
- (14) **Master Output** – Adjusts the output gain of the entire MicVIEW system.
- (15) **Link Light** – Indicates that the system is linked to additional MicVIEW systems.
- (16) **Input Level Adjustments** – Adjusts the gain of specific microphone inputs.

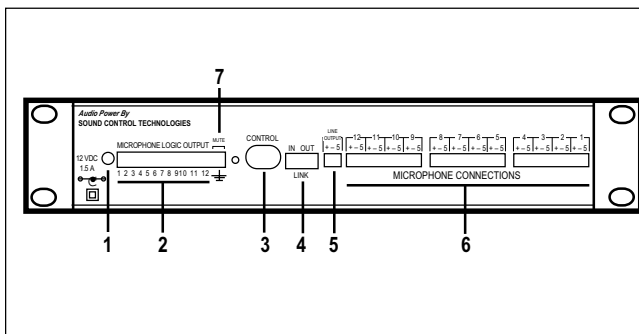


Figure 4 – MicVIEW back panel functions.

- (1) **PWR** – Power Connector.
- (2) **Microphone Logic Output +5V** – Status line outputs for indicating which microphone is active.
- (3) **Control** – RS-232 Port for external control of MicVIEW functions.
- (4) **Link IN/OUT** – Link Port for connecting multiple MicVIEW units for expanded functionality.
- (5) **Audio Line Output** – Analog line level output for connection to amplifier or codec for broadcast or transmission of audio.
- (6) **Microphones** – Twelve 3-Pin connectors for connecting external microphones with 24V phantom power.
- (7) **Mute** – Connecting these pins mutes microphones 2-12 and any linked MicVIEW systems.

**vaddio**

4800 Quebec Avenue North • Minneapolis, MN 55428  
 Toll Free: 800.572.2011 • Phone: 763.971.4400 • Fax: 763.971.4464  
 www.vaddio.com