

Model PA24

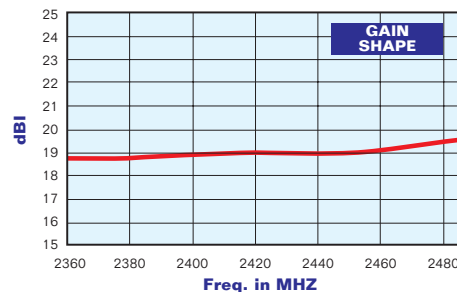
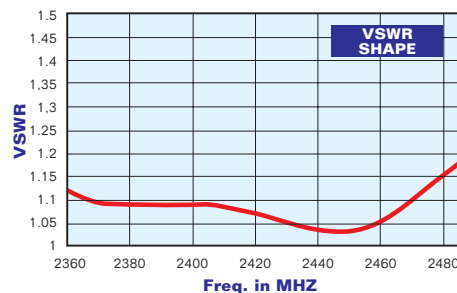
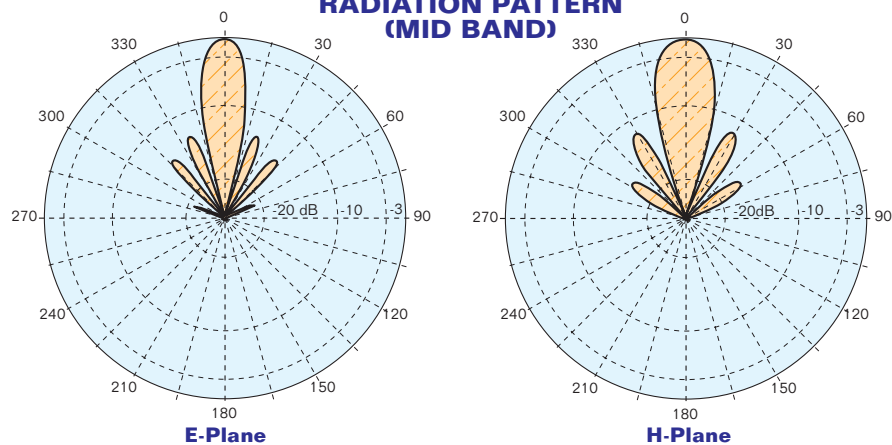
- Link Panel Antenna
- 2.4 GHz
- Vertical or Horizontal polarization
- Directional Pattern



ELECTRICAL DATA	
Frequency range	2360±2485 MHz
Impedance	50 Ohm
Connectors	N
Max Power	100W (N)
VSWR	≤ 1.5:1
Polarization	Horizontal or Vertical
Gain	16.5 dB (referred to half-wave dipole)
Half power beam width	E plane ± 10° H plane ± 10°
Lightning protection	All metal parts DC grounded

MECHANICAL DATA	
Dimensions	478 x 478 x 60 mm
Weight	3 Kg
Wind surface	0.23 m ²
Wind load	44 kg (wind speed at 160 km/h)
Max wind velocity	200 km/h
Materials	Internal parts: passivated aluminium Clamp: hot dip galvanized steel Radome: PST
Icing protection	Radome
Radome color	White
Mounting	With special pipe clamps 50+110 mm dia.

RADIATION PATTERN (MID BAND)



- Gain is provided for vertical polarization.
- If the antenna is side mounted, the supporting structure will have a slight effect on the radiation pattern and VSWR.
- Actual values vary with the specific installation. Contact us for more details of your installation.
- Antenna wind load is calculated for 100 Mph (160Km/h) per EIA-222-C standard.

"These specifications are subject to change without notice"