


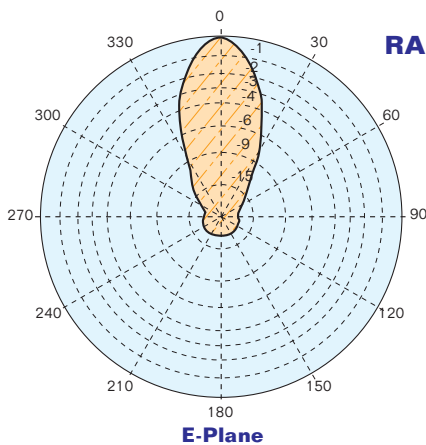
# Model AR142 – AR142I – AR142IS

- **Yagi Antenna**
- **200÷300 MHz**
- **Gamma Match Tuned**
- **Vertical or Horizontal polarization**
- **Directional Pattern**

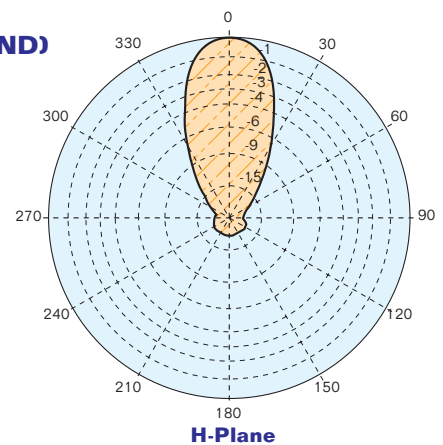


ELECTRICAL DATA	
Frequency range	200÷300 MHz
Impedance	50 Ohm
Connectors	N
Max Power	300W (N)
VSWR	≤ 1.1:1 in the working frequency
Polarization	Horizontal or Vertical
Gain	13 dB (referred to half-wave dipole)
Pattern	E plane ± 18° H plane ± 20°

MECHANICAL DATA	
Dimensions	According to the working frequency (3360 x 590 x 50 mm at 250 MHz)
Weight	According to the working frequency and material used (aluminium or stainless steel)
Wind surface	0.22 m <sup>2</sup> (at 250 MHz)
Wind load	28.5 kg (wind speed at 160 km/h)
Max wind velocity	100 km/h (AR142I / AR142IS)
Materials	AR142: Aluminium elements and stainless steel boom AR142I: Stainless steel elements and boom AR142IS: Stainless steel elements and boom Tig Welded Teflon insulator
Mounting	With special pipe clamps 50÷110 mm dia.



**RADIATION PATTERN (MID BAND)**



- Gain is provided for vertical polarization.
- If the antenna is side mounted, the supporting structure will have a slight effect on the radiation pattern and VSWR.
- Actual values vary with the specific installation. Contact us for more details of your installation.
- Five ft(1.6mt) of pipe required above the top bay and below the bottom bay for to protect from pattern interference by other antennas.
- Antenna wind load is calculated for 100 Mph (160Km/h) per EIA-222-C standard.