

TECHNICAL DATA SHEET - HT632-LG: Custom Flat/Tilt Wall Mount

peerless®

MODEL: HT632-LG

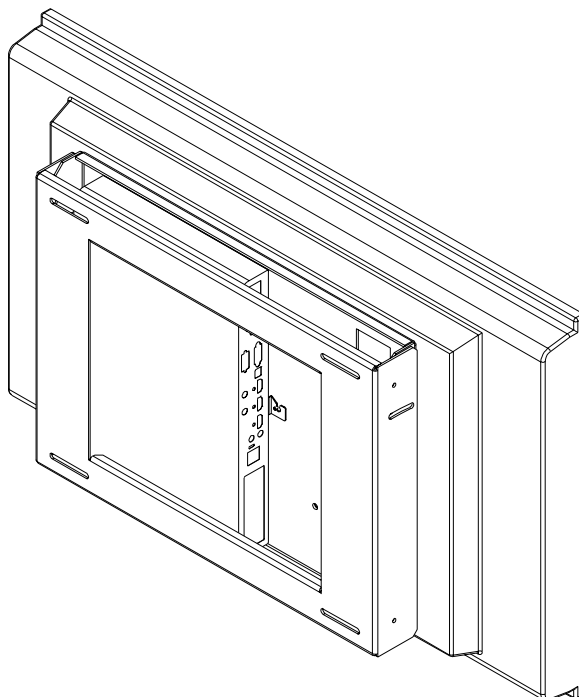
The HT632-LG is designed to work with LG 32" monitor model M3201C and LST-4100A or HCS5610 components to enclose and hide them from view. Wiring is also managed internally to provide a clean install. Simple hanging design allows for ease of install and provides adjustable tilt setting with a safety screw to lock the screen in.

Features:

- For LG 32" monitor M3201C
- Enclosed wall plate hides components LST-4100A or HCS5610 and all wiring from view with a clean, slim silhouette
- Mount can be set locked flat or tilted up to 5 degrees forward to reduce glare, 2° backward tilt
- All mounting hardware included for wood studs, concrete and cinder block.

Accessories:

- ACC415: Metal stud togglers



Dimensions:

Weight:
16.8 lb (7.6 kg)

Shipping weight:
18.32 lb (8.3 kg)

Maximum Load Capacity:
80 lb (36.3 kg)

Shipping Carton dimensions:

L = 21 in (533 mm)
W = 16.5 in (419 mm)
H = 3.5 in (88 mm)

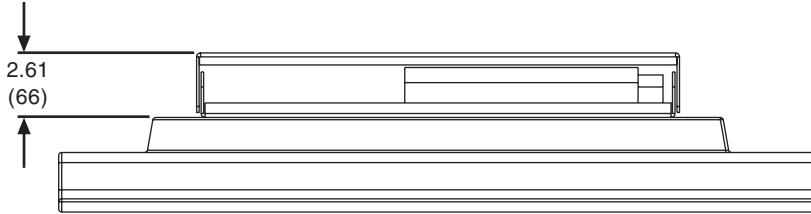
ARCHITECTS SPECIFICATIONS

The custom flat/tilt wall mount shall be Peerless model **HT632-LG** and shall be located where indicated on the plans. It shall be constructed of heavy gauge cold rolled steel and finished with scratch resistant Black Fused Epoxy. Assembly and installation shall be done according to instructions provided by the manufacturer.

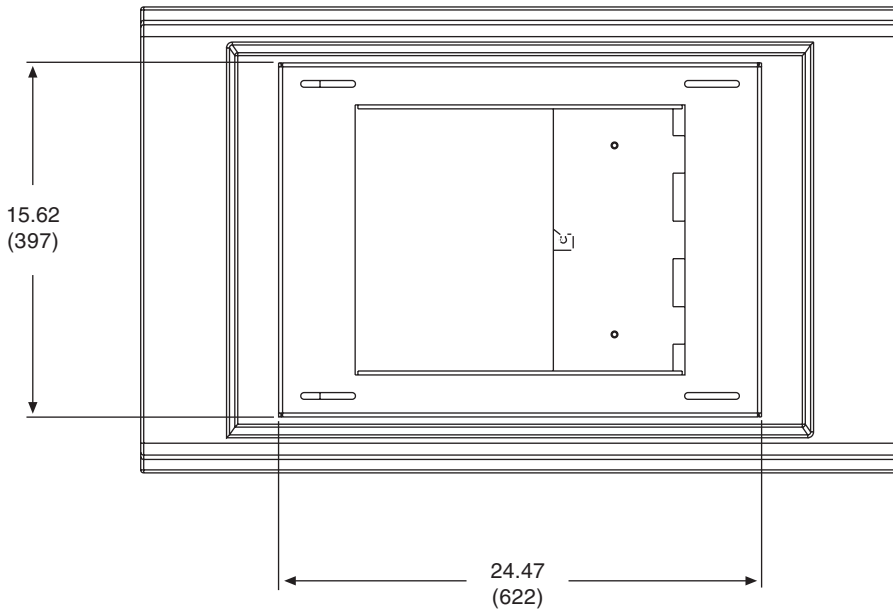
TECHNICAL DATA SHEET

MODEL: HT632-LG

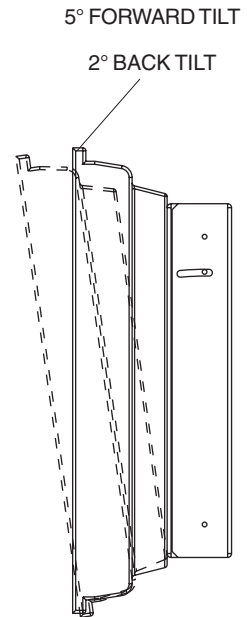
ALL DIMENSION = INCH
(MM)



TOP VIEW



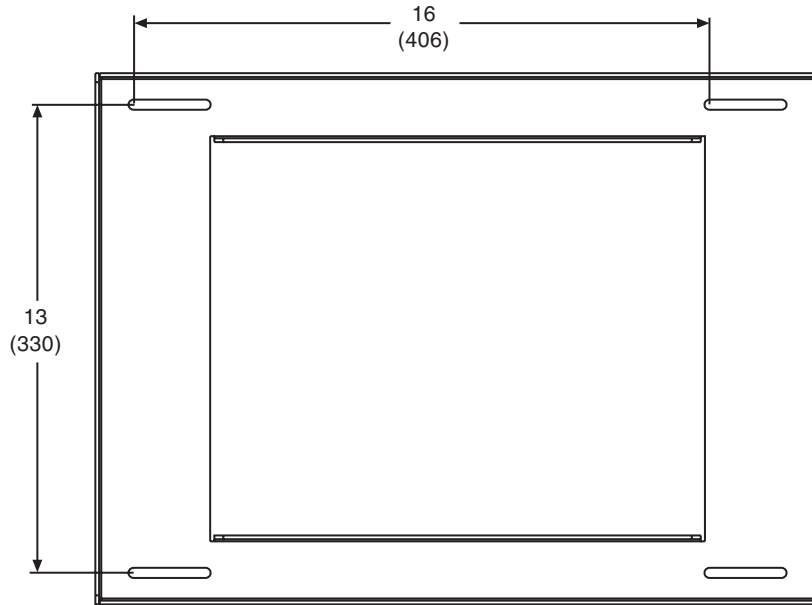
BACK VIEW



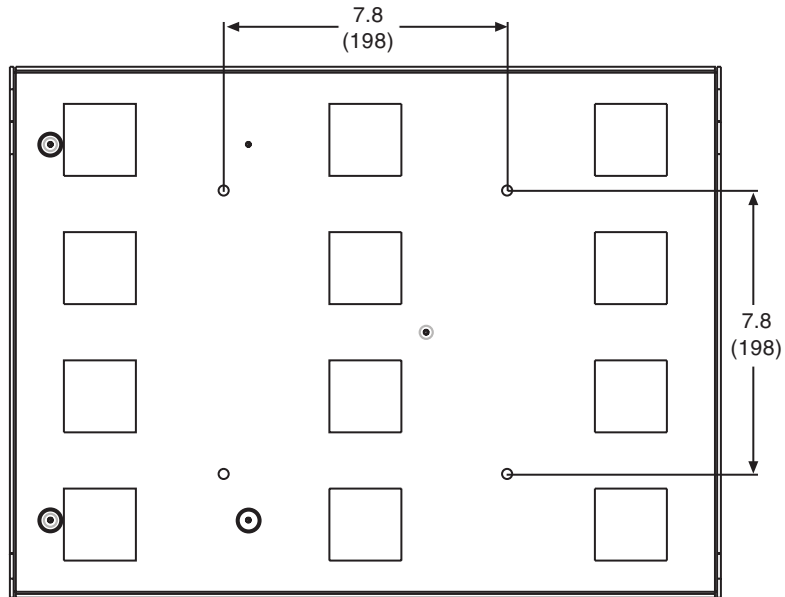
SIDE VIEW

TECHNICAL DATA SHEET



MODEL: HT632-LG



WALL PLATE
BACK VIEW



TILT PLATE
FRONT VIEW

	HCS5610 HOLE PATTERN
	LST-4100A HOLE PATTERN