

Computer Workstations

Endura® Computer Workstations

LEMS - Workstation with leg room cut-out. Complete with surge electric and 4" casters, two with locking brake. Putty, black or gray color. Wt. 20 lbs.

LEMST - Same as LEMS with monitor platform. Wt. 28 lbs.

LEMSDUO - Same as LEMS with multi-height. Assemble to your choice 22" or 24". Includes LSS safety strap. Ideal for K-6 age group. Wt. 21 lbs.

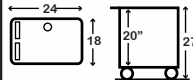
LEMFP - Workstation with one adjustable pull-out keyboard shelf (19 1/2"W x 16"D) and fixed printer shelf. Versatile child/adult application. Complete with surge electric and 4" casters, two with locking brake. Specify putty, black or gray color. Wt. 36 lbs.

LEMPS - Workstation with two adjustable pull-out shelves (19 1/2"W x 16"D). Complete with surge electric and 4" casters, two with locking brake. Specify putty, black or gray color. Wt. 37 lbs.

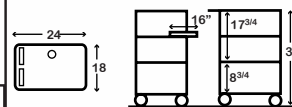
LEMSS - Workstation with one adjustable pull-out shelf (19 1/2"W x 16"D). Complete with surge electric and 4" casters, two with locking brake. Specify putty, black or gray color. Wt. 30 lbs.

LEM58 - Stand-up workstation with one adjustable pull-out shelf (19 1/2"W x 16"D). Complete with chrome wire print-out basket, surge electric and 2" casters, two with locking brake. Specify putty, black or gray color. Wt. 43 lbs.

LE58 - Same as the LEM58 with 16" clearance between middle shelves. Shown with optional 4" casters. Specify putty, black or gray color. Wt. 43 lbs.



LEMS • 24"W x 18"D x 27"H • 20 Lbs. \$299

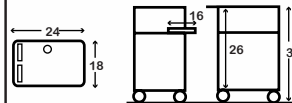


LEMST • Same as above w/monitor platform • 28 Lbs. \$355

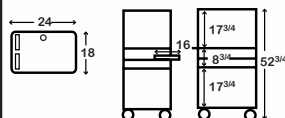
LEMFP • 24"W x 18"D x 35"H • 36 Lbs. \$439



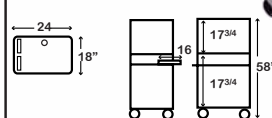
LEMPS • 24"W x 18"D x 33"H • 37 Lbs. \$547



LEMSS • 24"W x 18"D x 33"H • 30 Lbs. \$408



LEM58 • 24"W x 18"D x 52 1/4"H • 43 Lbs. \$516



LE58 • 24"W x 18"D x 58"H • 43 Lbs. \$519

Shown with optional 4" casters.

