

CL-26/HCM
VHF-TV LOG-PERIODIC ANTENNA
8.2 dBd gain
54–88 MHz (Channels 2–6)

The Kathrein Scala Division CL-26/HCM is a ruggedly built, horizontally polarized log-periodic antenna, designed for professional VHF-TV transmit and receive applications.

Like all Kathrein Scala Division antennas, the CL-26/HCM is made of the finest materials using state of the art electrical and mechanical designs, resulting in superior performance and long service life.

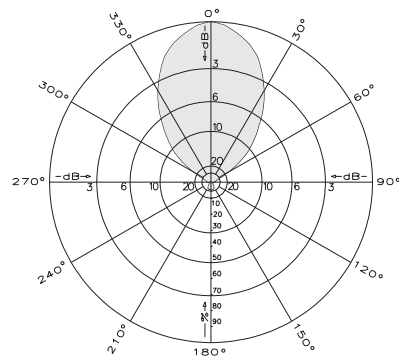
The CL-26/HCM may be used stand alone or in arrays for higher gain, increased side-lobe suppression, or custom azimuth patterns.



Specifications:

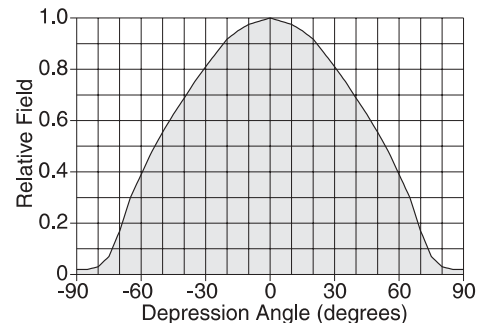
Frequency range	54–88 MHz (broadband)
Gain	8.2 dBd
Impedance	50 or 75 ohms
VSWR	< 1.5:1
Polarization	Horizontal
Front-to-back ratio	>25 dB
Maximum input power	250 watts, type "N" 75 ohm connector 500 watts, type "N" 50 ohm connector
Azimuth pattern	54 degrees (half-power)
Elevation pattern	76 degrees (half-power)
Connector	N female (50Ω or 75Ω)
Weight	62.5 lb (28.4 kg)
Dimensions	180.7 x 109.4 x 9.9 inches (4590 x 2779 x 252 mm)
Equivalent flat plate area	11.02 ft ² (1.024 m ²)
Wind survival rating*	100 mph (160 kph)
Shipping dimensions	193 x 12 x 7 inches (4903 x 305 x 178 mm)
Shipping weight	150 lb (68.2 kg)
Mounting	Center-mount on masts of 2.375 inches (60 mm) OD.

See reverse for order information.



Azimuth pattern (E-plane)

* Mechanical design is based on environmental conditions as stipulated in EIA-222-F (June 1996) and/or ETS 300 019-1-4 which include the static mechanical load imposed on an antenna by wind at maximum velocity. See the Engineering Section of the catalog for further details.

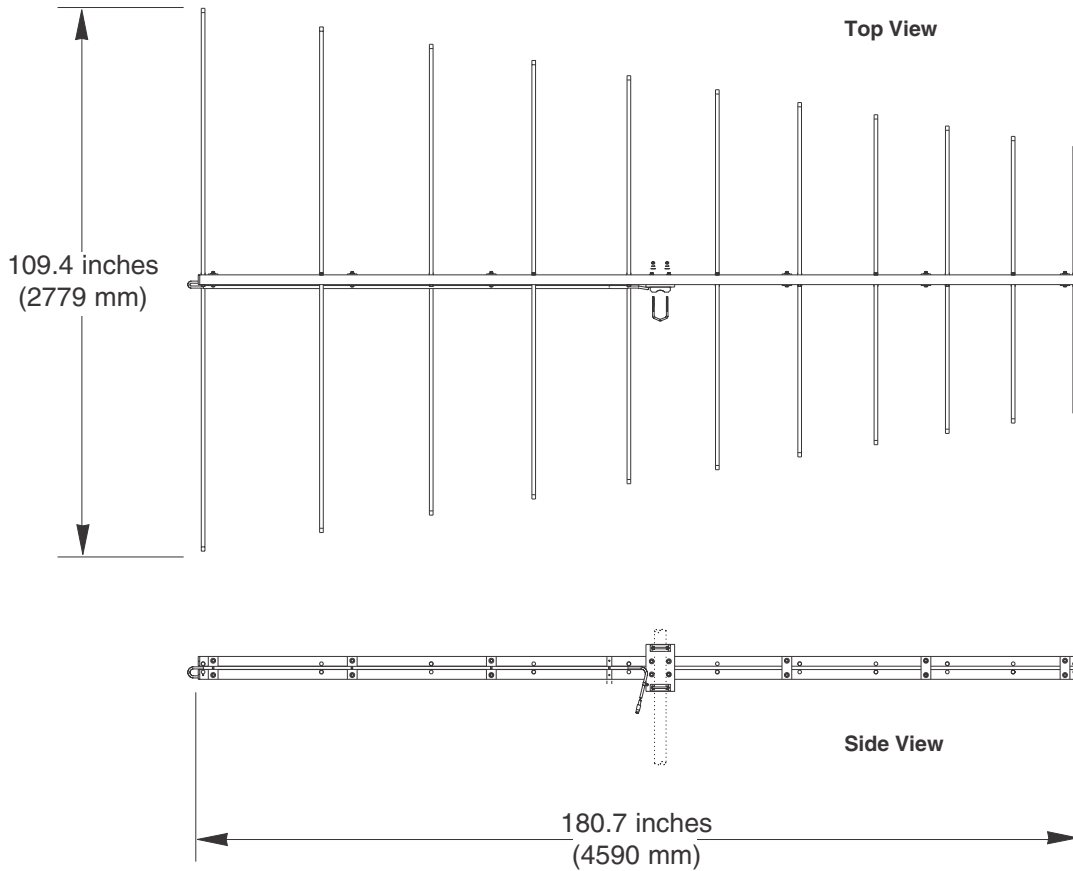


Elevation pattern (H-plane)



10278-C

CL-26/HCM
VHF-TV LOG-PERIODIC ANTENNA
8.2 dBd gain
54–88 MHz (Channels 2–6)



Order Information:

Model	Description
CL-26/HCM/50N	Antenna with 50 Ω N connector
CL-26/HCM/75N	Antenna with 75 Ω N connector

All specifications are subject to change without notice