

CA5-400
YAGI ANTENNA
10 dBd gain
400–512 MHz

The Scala CA5-400 five-element yagi antenna is intended for use in professional fixed-station applications in the 400–512 MHz band. It features:

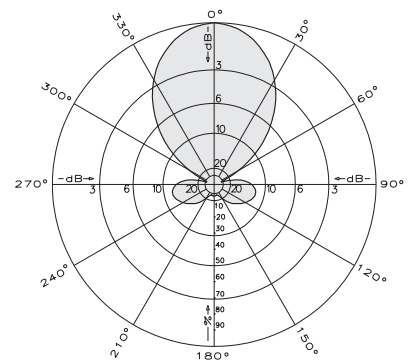
- Balanced feed system with no capacitors for superior performance in icing conditions.
- Internal balun and dipole feedpoint sealed within the boom assembly.
- Anodized 6061-T6 aluminum tubing.
- Heavy-duty aluminum castings and stainless steel hardware.
- Entire antenna at DC ground potential.
- Dual and quad arrays available.



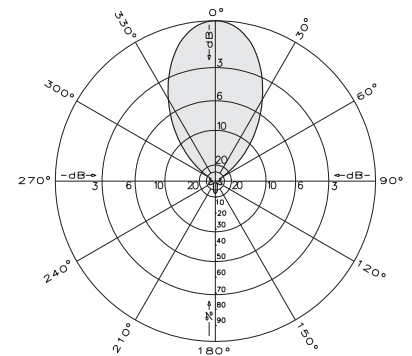
(Shown vertically polarized)

Specifications:

Frequency range	400–512 MHz in 6 MHz segments
Gain	10 dBd
Impedance	50 ohms
VSWR	<1.3:1
Polarization	Horizontal or vertical
Front-to-back ratio	>20 dB
Maximum input power	250 watts (at 50°C)
H-plane beamwidth	64 degrees (half-power)
E-plane beamwidth	48 degrees (half-power)
Termination	N female
Weight	4 lb (1.82 kg)
Dimensions	31.5 x 14.3 x 4 inches (maximum) (800 x 364 x 102 mm)
Equivalent flat plate area	0.41 ft ² (0.038 m ²)
Wind survival rating	200 mph (322 kph)
Shipping dimensions	41 x 15 x 6 inches (1041 x 381 x 152 mm)
Shipping weight	7 lb (3.18 kg)
Mounting	For masts of 2.375 inches (60 mm) OD.



H-plane
Horizontal pattern – V-polarization
Vertical pattern – H-polarization



E-plane
Horizontal pattern – H-polarization
Vertical pattern – V-polarization

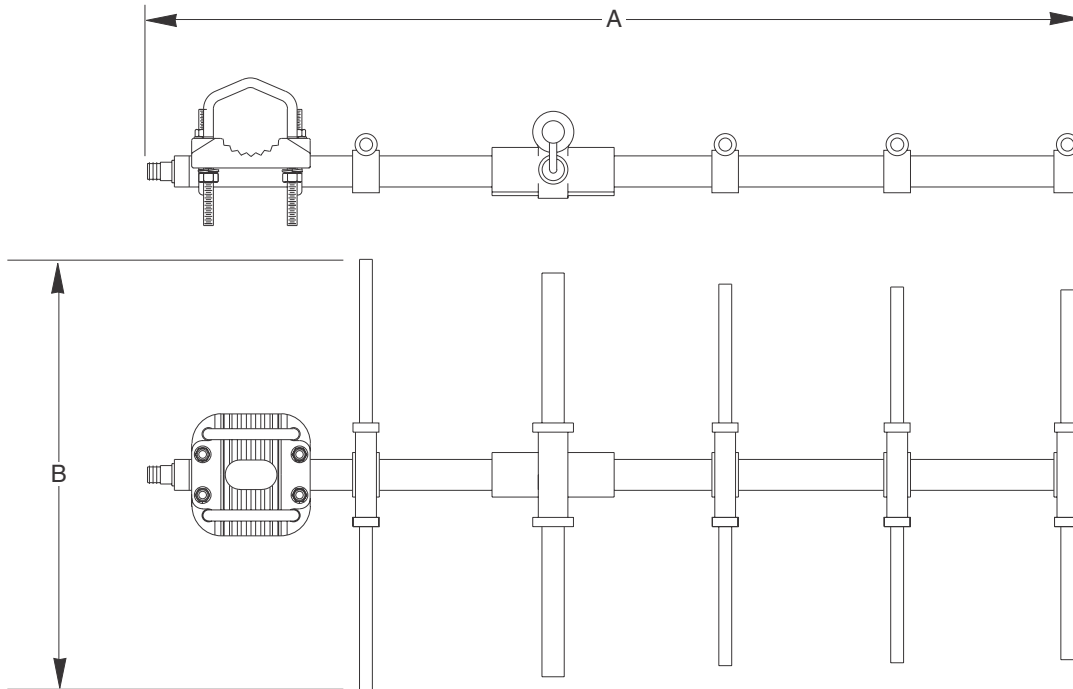
Order Information:

Contact Scala Customer Service for detailed order information.



10243-A

CA5-400
YAGI ANTENNA
10 dBd gain
400–512 MHz



(Shown vertically polarized)

Dimensions:		A	B
Frequency	410 MHz	31.3 inches (795 mm)	14 inches (356 mm)
	460 MHz	28.6 inches (727 mm)	13.3 inches (337 mm)
	490 MHz	27.9 inches (707 mm)	11.1 inches (303 mm)

Order Information:

Contact Scala Customer Service for detailed order information.

All specifications are subject to change without notice