

Kathrein's X-polarized antennas are designed for use in digital polarization diversity systems. Analog transmissions may be accomplished using power dividers to apply equal levels of analog transmissions to each port.

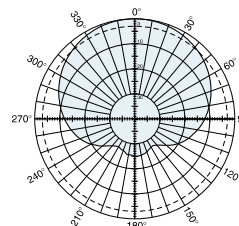
- X-polarized (+45° and -45°).
- UV resistant pulltruded radomes.
- Wideband vector dipole technology.
- DC Grounded metallic parts for impulse suppression.

Specifications:

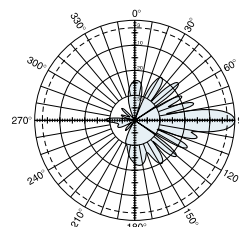
Frequency range	806–960 MHz
Gain	2 x 15 dBi (806–894 MHz) 2 x 15.5 dBi (880–960 MHz)
Impedance	50 ohms
VSWR	< 1.5:1
Intermodulation (2x20w)	IM3: <-150dBc
Front-to-back ratio	>25 dB (co-polar)
Maximum input power	600 watts (at 50°C) per input
Polarization	+45° and -45°
±45° polarization horizontal beamwidth	85 degrees (half-power) (806–894 MHz) 88 degrees (half-power) (880–960 MHz)
±45° polarization vertical beamwidth	10.5 degrees (half-power) (806–894 MHz) 10 degrees (half-power) (880–960 MHz)
Sidelobe suppression for first sidelobe above horizon	≥ 18 dB
Connector	2 x 7/16 DIN female
Isolation	>30 dB
Weight	37.7 lb (17.1 kg)
Dimensions	76.3 x 10.3 x 4.6 inches (1936 x 262 x 116 mm)
Equivalent flat plate area	7.41 ft ² (0.688 m ²)
Wind survival rating	120 mph (200 kph)
Shipping dimensions	81.1 x 11.9 x 6.8 inches (2060 x 302 x 172 mm)
Shipping weight	44.7 lb (20.3 kg)
Mounting	Fixed mount options are available for 2 to 4.6 inch (50 to 115 mm) OD masts.

See reverse for order information.

* Mechanical design is based on environmental conditions as stipulated in EIA-222-F (June 1996) and/or ETS 300 019-1-4 which include the static mechanical load imposed on an antenna by wind at maximum velocity. See the Engineering Section of the catalog for further details.



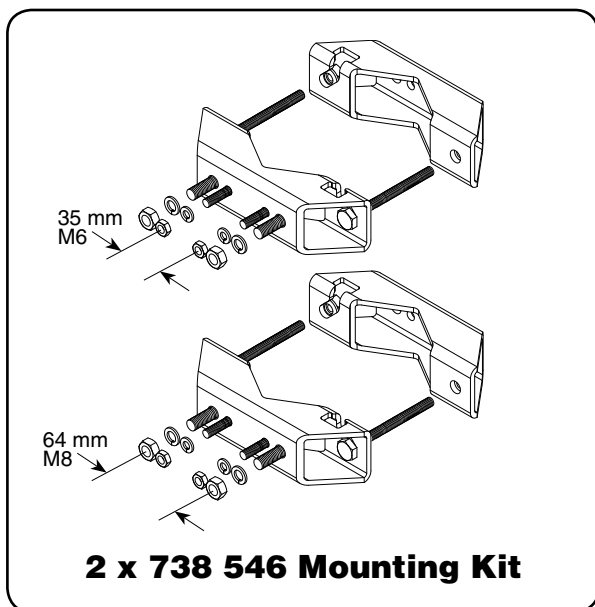
Horizontal pattern
±45°- polarization



Vertical pattern
±45°- polarization

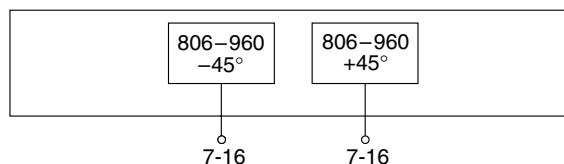
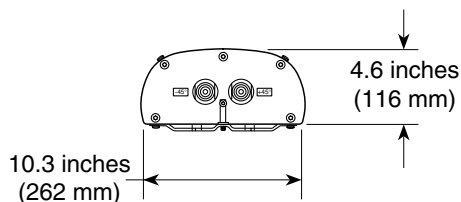
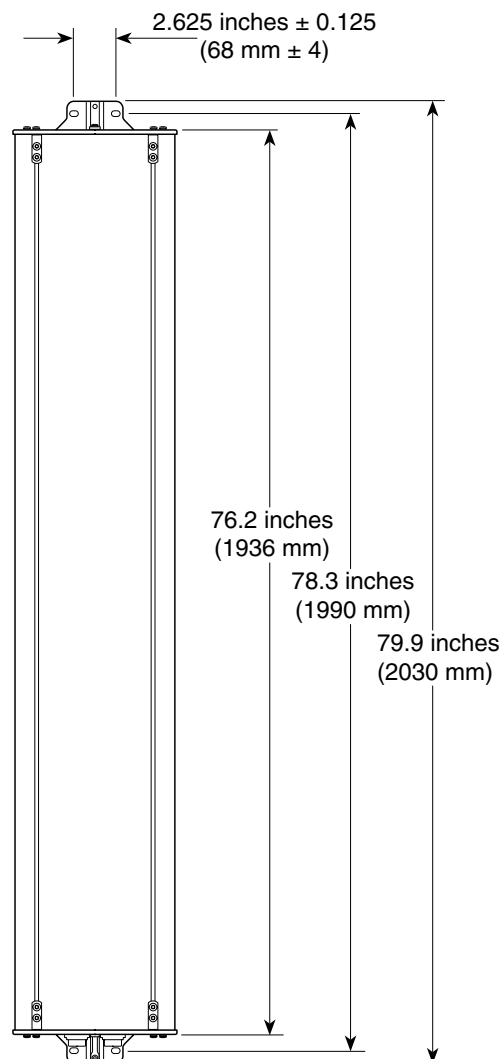


10305-G
936.2321/a



Mounting Options:

Model	Description
2 x 738 546	Mounting Kit for 2 to 4.6 inch (50 to 115 mm) OD mast.
742 033	Three-panel Sector Mounting Kit (120 deg. ea.) for 4.5 inch (114.3 mm) OD mast.
742 034	Three-panel Sector Mounting Kit (120 deg. ea.) for 5.5 inch (139.7 mm) OD mast.
737 978	Tilt Mount Kit 0–11 degrees downtilt angle.



Order Information:

Model	Description
730 649	Antenna with 7/16 DIN connectors 0° electrical downtilt

All specifications are subject to change without notice. The latest specifications are available at www.kathrein-scala.com.