

Audio Interface Module

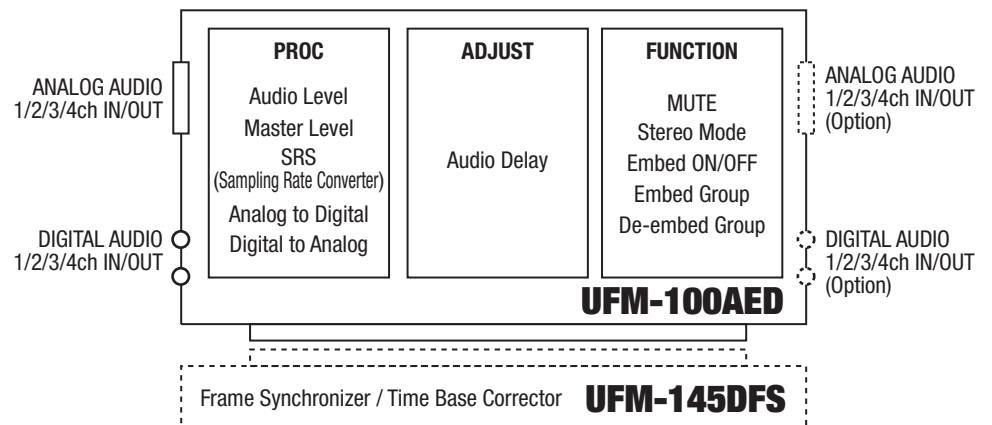
UFM-100AED

The UFM-100AED, an audio interface for UFM-145DFS, provides audio embedding and de-embedding. Usable in discrete form as an A to D converter, D to A converter, sample rate converter and delay line.

Features

- Support for UFM-145DFS Frame Synchronizer as a audio interface.
- Embedder and de-embedder.
- Accepts both AES/EBU analog and digital input audio, providing analog and digital output audio.
- Two stereo channels (4 monaural channels).
- Built-in variable range (4ms to 999ms) delay line.
- High-quality 24-bit quantizing, 48 kHz sampling frequency audio.
- Usable in discrete form as an A to D converter, D to A converter, sample rate converter (to 48 kHz) or delay line.

Block Diagram



*Input/Output connector is selectable. if you want both, required UFM-100AIO.

**MUX
&
DeMUX**

**Analog
Audio
4ch in/out**

**Digital
Audio
4ch in/out**

**Audio
A/D & D/A
Converter**

**Audio
Delay line**

Analog Unit Specifications

Input Signal	2 stereo (4 monaural) channels, balanced/unbalanced* +4dB Input reference level can be changed by an internal setting. (-20 / -10 / 0 / +4 / +8dB; factory setting: +4dB)
Input Impedance	600Ω or more than 20kΩ (can be changed by an internal setting; factory setting: 600Ω)
Output Signal	2 stereo (4 monaural) channels, balanced/unbalanced* +4dB Input reference level can be changed by an internal setting. (-20 / -10 / 0 / +4 / +8dB; factory setting: +4dB)
Output Impedance	Low impedance (less than 100Ω) when balanced Low impedance (less than 50Ω) when unbalanced
I/O Connector	12-pin terminal block (ETB86-12P by Osada) x 1 3.5 mm pin pitch, AWG16 - AWG28 wire diameters supported
Sampling Frequency	48kHz
Quantization	24-bit
Max. I/O Level	+24dB (when balanced), +18dB (when unbalanced)
Output Load Resistance	More than 600Ω
D/A de-Emphasis	None or 50/15us (Automatically switched according to input channel status)

*Unbalanced can be supported by signal wire connections. System-based adjustments are required for the signal level.

Digital Unit Specifications

Input Signal	AES/EBU CH1/2, CH3/4 unbalanced 1.0Vp-p, 75Ω, 2ea., BNC SDI embedded audio CH1/2, CH3/4 (using UFM-145DFS connectors)
Output Signal	AES/EBU CH1/2, CH3/4 unbalanced 1.0Vp-p, 75Ω, 2ea., BNC SDI embedded audio CH1/2, CH3/4 (using UFM-145DFS connectors)
Digital Reference Level	-18dBFS, -20dBFS (factory setting: -20dBFS)
Input Quantization	16-bit - 24-bit
Input Sampling Frequency	32kHz / 44.1kHz / 48kHz (AES/EBU) 48kHz (synchronized with SDI embedded audio, video)
Output Quantization	20-bit or 24-bit
Output Sampling Frequency	48kHz
Phase between Channels	Within 10μs
SDI Audio Group	(Embedding/De-embedding) Embedding: Any one of four groups supported De-embedding: Any one of four groups supported *When linked up with UFM-145DFS (internal setting)

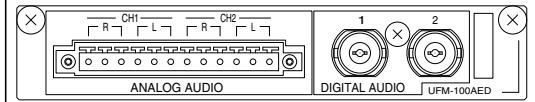
Process Control Unit / Reference Unit Specifications

Analog Output Level Variation Range	±6dB (level changed for each channel using front panel VR controls)
Stereo Mode	Selectable as below Stereo / monaural L / monaural R / monaural SUM / LR reversed
Minimum Delay	4ms
Delay Adjustment Range	4ms - 999ms (1ms step)
Reference Signal	When linked up with UFM-145DFS: Synchronized with Reference Video clock When used in discrete form: Free-running

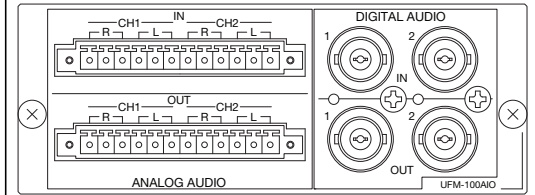
General Specifications

Temperature / Humidity	10°C - 40°C / 30% - 90% (no condensation)
Power / Consumption	Supply from UFM Frame, +12VDC - +24VDC / Approx. 8.4W
Draw	+12VDC: Approx. 0.7A, +24VDC: Approx. 0.35A
Dimensions	106 (W) x 303 (D) mm (Front board) 108.5 (W) x 66.1 (D) mm (Rear board)
Weight	Approx. 0.5kg
Necessary Slots	Front panel: 1 slot Rear panel: 1 slot, input-only or output-only Rear panel: 2 slots, input/output supported, when UFM-100AIO (option) is used
Accessories	Operation manual
Options	UFM-145DFS (for embedding, de-embedding) UFM-100AIO (when used in discrete form or for embedding, de-embedding)


Rear View (Standard)



Rear View (Optional UFM-100AIO)



Frame Synchronizer / Time Base Corrector UFM-145DFS



A modular type TBC/FS with the supreme analog composite to digital component converter, the UFM-145DFS has wide internal genlock capability, so that almost low grade composite video signal can be genlocked.

- Supreme composite to digital component converter.
- 4:2:2 component internal signal processing.
- 10-bit signal processing.
- NTSC/PAL automatic detection.
- Full frame memory to prevent picture field inversion during processing.
- Line FS mode available (Minimum delay).
- SD-SDI ANC data signal pass through.
- SD-SDI signal EDH enable/disable.
- Process control functions (video level, chroma level, setup level and chroma phase).
- Monitoring analog composite available.
- Dedicated optional audio interface, UFM-100AED, enables embedded/de-embedded audio.
- Standalone type FA-145 lineup.

FOR-A COMPANY LIMITED

Head Office : 3-8-1 Ebisu, Shibuya-ku, Tokyo 150-0013, Japan

FOR-A UK Limited : UNIT C71., Barwell Business Park, Leatherhead Road, Chessington Surrey, KT9 2NY, U.K.

FOR-A Italia S.r.l. : Viale Europa 50 20093, Cologno Monzese (MI), Milan, ITALY

FOR-A America Corporate Office : 11125 Knott Ave., Suite #A, Cypress, CA 90630, U.S.A.

FOR-A America East Coast Office : 1065 Avenue of the Americas Suite #1701A New York, NY 10018, U.S.A.

FOR-A America Atlanta Office : 4219 Burns Heritage Trail, Roswell, GA, 30075, U.S.A.

FOR-A America Distribution & Service Center : 2400 N.E. Waldo Road, Gainesville, FL 32609, U.S.A.

FOR-A Corporation of Canada : 425 Queen St. W. #210, Toronto, Ontario M5V 2A5, CANADA

Homepage: <http://www.for-a.com>

+81 (0)3-3446-3936 Fax : +81 (0)3-3446-1470

+44 (0)20-8391-7979 Fax : +44 (0)20-8391-7978

+39 02-254-3635/6 Fax : +39 02-254-0477

+1 714-894-3311 Fax : +1 714-894-5399

+1 212-861-2758 Fax : +1 212-861-2793

+1 770-645-7776 Fax : +1 770-234-5165

+1 352-371-1505 Fax : +1 352-378-5320

+1 416-977-0343 Fax : +1 416-977-0657

